

ROTARY AIRLOCK VALVES

S-Series

Heavy Duty Cast Iron



The Type 1 is a basic, yet versatile airlock. With a wide range of options and accessories, and multiple sizes in stock, the Type 1 will operate efficiently in your system.

Features

- Constructed with cast iron housing
- Open end rotor constructed of A-36 carbon steel
- Outboard bearings with three molyurethane U-cup packing rings per side
- Chain and sprocket drive with guard
- Suitable for conveying most products

Options

- Relieved tips and vane edge rotors
- High temperature modifications
- Shaft air purge
- Replaceable tips—abrasion resistant carbon steel or urethane
- Reduced capacity rotors
- Zero speed switches
- Sand blast preparation and custom paint
- Motor mounting brackets

COATINGS FOR CAST IRON AND CARBON STEEL ASSEMBLIES

- Teflon
- Carbide
- Ceramic
- Chrome
- Stellite

Our Basic Airlock



Your ONE Stop Source

- Turn-Key Pneumatic Convey & Bulk Storage System
- Bulk bag Unloader
- Loss - in - Weight Feeder
- Blow - thru Adapters
- Carbon Steel, Aluminum, Stainless Steel Convey Tube Pipe, Elbows and Couplings
- Convey line Accessories
- Hoppers and Work Bins
- PD Blower Packages

FOR MORE INFORMATION OR TO PLACE AN ORDER CONTACT IAC TODAY

PB108016

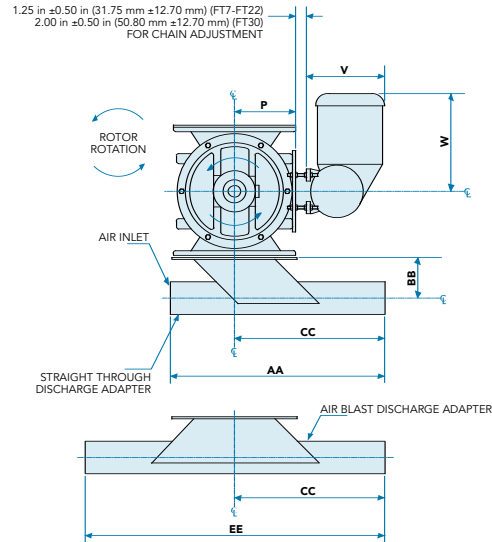
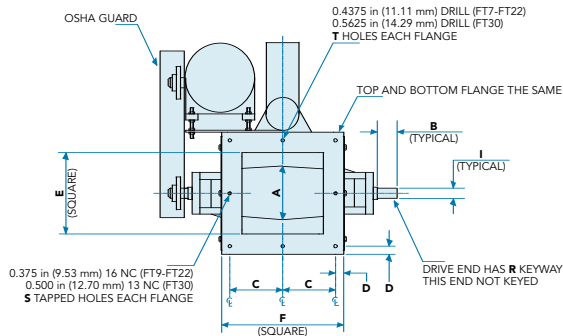
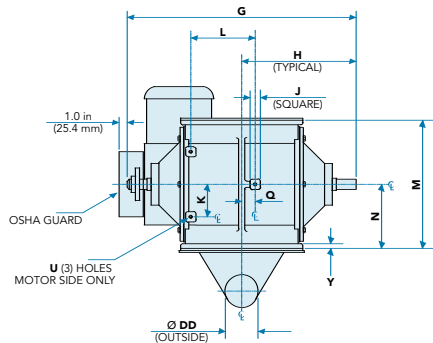
4800 Lamar Avenue / Mission, KS 66202 / USA 800.334.7431

www.iac-intl.com

ROTARY AIRLOCK VALVES

S-Series

Heavy Duty Cast Iron



NOTE:
CENTER MOTOR MOUNTING HOLE IS NOT ALWAYS IN CENTER OF CYLINDER HOUSING (FT7, FT11, FT14, FT18)
SEE DIMENSION Q FOR OFFSET DISTANCE

Feeder Dimensions (Type 1)									
	FT7	FT9	FT11	FT12	FT14	FT16	FT18	FT22	FT30*
A	4-1/4	4-3/4	5-7/8	6-1/2	7-3/4	9	11	11-3/4	16-3/16
B	1-3/4	1-3/4	2	2-1/4	2-1/4	2-1/2	3-1/4	3-3/4	2-5/8
C	4-3/4	5-1/4	5-3/4	6-1/2	5-1/4	5-1/2	6	5	7
D	3/4	3/4	3/4	1	5/8	3/4	1	1	1-1/2
E	6	8	9	10	12	13	15	16	23
F	11	12	13	15	17	18	20	22	31
G	18-3/4	21-3/8	24-9/16	28-1/8	29-11/16	33-1/4	39-5/8	39-7/8	50-3/4
H	9-3/8	10-11/16	12-3/8	14-1/16	14-7/8	16-5/8	19-3/16	19-15/16	25-3/8
I	1	1	1-1/4	1-1/2	1-3/4	1-3/4	2-7/16	2-7/16	3-3/8
J	1	1	1-1/4	1-1/4	1-1/4	1-1/2	1-1/2	1-1/2	1-3/4
K	2-1/4	2-1/2	4	4	5-3/8	5-3/8	6	6	6
L	4	4-1/4	6-1/4	6-1/4	8	8	10-1/8	10-1/8	12-1/4
M	9-7/8	12-1/2	14-5/8	15-3/4	17-5/8	19-5/8	21-3/4	25-7/8	37
N	9-7/8	4-15/16	7-5/16	7-7/8	8-13/16	9-13/16	10-7/8	12-15/16	18-1/2

Feeder Dimensions (Type 1)									
	FT7	FT9	FT11	FT12	FT14	FT16	FT18	FT22	FT30*
P	5-3/8	6-1/4	7-1/4	7-1/2	8-7/8	10-1/8	11-9/16	13-1/4	17-1/2
Q	1-1/18	0	1-3/4	0	1-13/16	0	5/16	0	0
R	1/8x1/4	1/8x1/4	1/8x1/4	1/8x1/4	3/16x3/8	3/16x3/8	5/16x5/8	5/16x5/8	7/16x7/8
S	—	2	2	2	4	4	4	6	6
T	8	6	6	6	8	8	8	10	10
U	3/8-16	3/8-16	3/8-16	3/8-16	1/2-13	1/2-13	1/2-13	1/2-13	5/8-11
Y	3/8	9/16	9/16	9/16	3/4	3/4	3/4	3/4	1
Net Cubic Feet Dispersed Per Revolution									
Closed End Rotor	NA	0.21	0.41	0.64	0.96	1.40	2.30	3.60	9.20
Open End Rotor	0.12	0.27	0.47	0.75	1.10	1.60	2.60	4.00	9.90
Shipping Weight With Motor (lbs.)									
	165	225	295	340	660	780	1060	1400	3800

FOR MORE INFORMATION OR TO PLACE AN ORDER CONTACT IAC TODAY

PB108016

4800 Lamar Avenue / Mission, KS 66202 / USA 800.334.7431

www.iac-intl.com

ROTARY AIRLOCK VALVES

S-Series

Heavy Duty Cast Iron



The Type 1 is a basic, yet versatile airlock. With a wide range of options and accessories, and multiple sizes in stock, the Type 1 will operate efficiently in your system.

Features

- Constructed with cast iron housing
- Open end rotor constructed of A-36 carbon steel
- Outboard bearings with three molyurethane U-cup packing rings per side
- Chain and sprocket drive with guard
- Suitable for conveying most products

Options

- Relieved tips and vane edge rotors
- High temperature modifications
- Shaft air purge
- Replaceable tips—abrasion resistant carbon steel or urethane
- Reduced capacity rotors
- Zero speed switches
- Sand blast preparation and custom paint
- Motor mounting brackets

COATINGS FOR CAST IRON AND CARBON STEEL ASSEMBLIES

- Teflon
- Carbide
- Ceramic
- Chrome
- Stellite



Our Basic Airlock

FOR MORE INFORMATION OR TO PLACE AN ORDER CONTACT IAC TODAY

PB108016

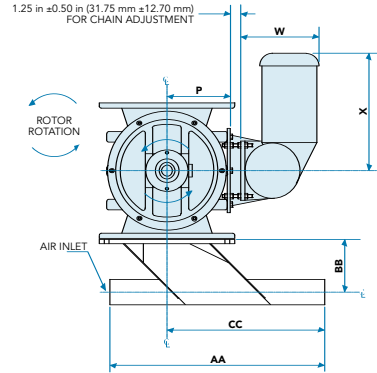
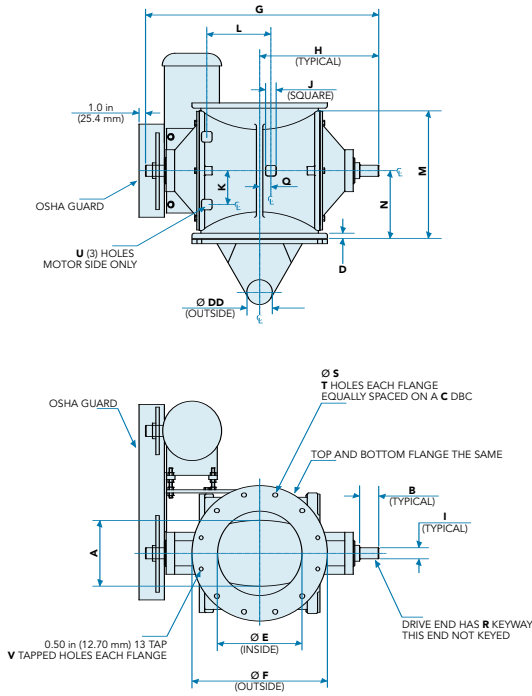
4800 Lamar Avenue / Mission, KS 66202 / USA 800.334.7431

www.iac-intl.com

ROTARY AIRLOCK VALVES

S-Series

Heavy Duty Cast Iron



Feeder Dimensions (Round Flange)		
	FTP9	FTP12
A	5-3/4	7-3/4
B	1-3/4	2-1/4
C	11-3/4	14-1/4
D	5/8	5/8
E	8	10
F	13-1/2	16
G	21-3/8	28-1/8
H	10-11/16	14-1/16
I	1	1-1/2
J	1	1-1/4
K	2-1/2	4
L	4-1/4	6-1/4
M	12-7/8	15-7/8
N	6-7/16	7-15/16

Feeder Dimensions (Round Flange)		
	FTP9	FTP12
P	6-1/4	7-1/2
Q	0	0
R	1/8x1/4	1/8x1/4
S	9/16	9/16
T	8	8
U	3/8-16	3/8-16
V	0	4
Net Cu. Ft. Dispersed Per Revolution		
Closed End Rotor	0.21	0.64
Open End Rotor	0.27	0.75
Shipping Weight With Motor (lbs.)		
	225	340

For Electric Motor Dimensions, contact The Pneu-Service Center.

FOR MORE INFORMATION OR TO PLACE AN ORDER CONTACT IAC TODAY

PB108016

4800 Lamar Avenue / Mission, KS 66202 / USA 800.334.7431

www.iac-intl.com