

# PD BLOWER

## Roots


### RCS-J

# IAC

INDUSTRIAL ACCESSORIES COMPANY


*Fast Delivery. Competitive Prices. Pneumatic System Troubleshooting.*

RCS-J WHISPAIR™ rotary blowers are heavy-duty units designed with integral-shaft ductile iron impellers having an involute profile. WHISPAIR blowers reduce noise and power loss by utilizing an exclusive wrap-around plenum and proprietary WHISPAIR jet to control pressure equalization – feeding backflow in the direction of impeller movement, thereby aiding rotation. The headplates, gear cover, drive end cover and rigid, one-piece casing are grey iron. Carburized and ground alloy steel spur timing gears are taper mounted on the shafts, secured with a locknut. Cylindrical roller bearings are used. Piston rings reduce air leakage through the shaft openings in the head plates, and lip-type oil seal prevent lubricant from entering the air chamber. The RCS-J incorporates thrust control, with splash oil lubrication at both ends of the blower. Frame sizes 715J and 721J are designed with detachable rugged steel mounting feet that permit in-field adaptability to either vertical or horizontal installation requirements.



**RCS-J**

The top shaft is extended for drive on side outlet blowers, and either shaft can be extended for drive on top or bottom outlet blowers.



## Features

- Low noise level, less operating power required
- Alloy steel timing gears
- Cylindrical roller bearings
- Piston ring air seals
- Lip-type oil seals
- Splash oil lubrication
- High volumetric efficiency
- Horizontal and vertical configurations available

FOR MORE INFORMATION OR TO PLACE AN ORDER CONTACT IAC TODAY

*Industrial Accessories Company*

*All information subject to change without notice*

PB109008

4800 Lamar Avenue / Mission, KS 66202 / USA  
913.384.5511 / toll free 800.334.7431 / fax 913.384.6577

[www.iac-intl.com](http://www.iac-intl.com)

# PD BLOWERS

## Roots

### RCS-J

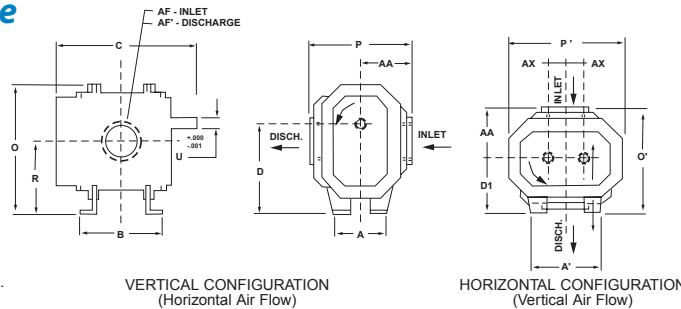


#### Performance Table

FRAME SIZE	SPEED RPM	4 PSI		6 PSI		8 PSI		10 PSI		12 PSI		15 PSI		18 PSI		MAX. VACUUM		
		CFM	BHP	CFM	BHP	CFM	BHP	CFM	BHP	CFM	BHP	CFM	BHP	CFM	BHP	"Hg	CFM	BHP
715J	1180	935	23.0	870	33.4	815	44.0	766	54.6	722	65.0	663	81.0			14.0	705	37.2
	1770	1548	37.3	1483	53.0	1428	68.8	1379	84.5	1335	100.3	1276	123.9			15.0	1281	61.4
	2600	2410	63.4	2345	86.0	2290	108.5	2241	131.0	2198	153.7	2138	187.5			15.0	2144	95.4
721J	1180	1266	30.5	1178	44.8	1103	59.0	1037	73.5	978	87.8	892	109.2			14.0	955	50.0
	1770	2096	49.1	2008	70.4	1933	91.7	1867	113.1	1808	134.4	1727	166.4			15.0	1735	81.7
	2600	3264	81.4	3176	112.0	3101	142.5	3035	173.1	2976	203.7	2895	249.5			15.0	2903	124.8
817J	880	982	24.9	895	36.8	821	48.7	756	60.6									
	1770	2368	55.0	2280	78.5	2206	102.0	2142	125.4	2083	148.9	2004	184.1	2055	219.4	16.0	1962	95.9
	2250	3116	75.6	3028	105.0	2955	134.0	2890	164.0	2830	193.0	2751	237.0	2680	281.0	16.0	2707	126.0
821J	880	1179	29.6	1074	43.9	985	58.1	907	72.4									
	1770	2842	65.7	2738	93.9	2648	122.1	2571	150.3	2500	178.4	2405	220.7			16.0	2354	114.8
	2250	3740	92.3	3635	127.0	3546	163.0	3468	198.0	3398	233.0	3302	286.0			16.0	3249	153.0
826J	880	1473	37.1	1342	55.0	1231	72.8	1134	90.7									
	1770	3554	81.4	3423	116.7	3311	151.9	3214	187.1	3126	222.3					16.0	2944	142.8
	2250	4676	105.0	4545	156.0	4434	200.0	4336	247.0	4248	288.0					16.0	4062	188.0
832J	880	1768	44.4	1610	65.8	1477	87.2	1360	108.6									
	1770	4264	97.5	4107	139.8	3972	182.0	3857	224.3							16.0	3531	168.4
	2250	5610	134.0	5452	186.0	5320	239.0	5202	292.0							16.0	4874	225.0

Notes: 1. Pressure ratings based on inlet air at standard pressure of 14.7 psia, standard temperature of 68° F, and specific gravity of 1.0  
 2. Vacuum ratings based on inlet air at standard temperature of 68°F, discharge pressure of 30" Hg and specific gravity of 1.0  
 3. 800J frame size only – Operation above 15 psi pressure rise, 15" Hg vacuum or 230° F temperature rise requires oil coolers – refer to Factory. Oil cooler not available on 600J and 700J frame sizes.

#### Drawing and Dimensional Table



NOTES:  
 1. All dimensions are in inches.  
 2. Do not use for construction.

FRAME SIZE	A	A'	B	C	Drive Shaft Location		O	O'	P	P'	R	U	Keyway	AF Inlet Diameter	AF' Discharge Diameter	AA	AX	Approx. NetWt (lbs)
					D	D1												
715J	19.00	26.00	21.50	33.38	17.00	10.00	25.13	19.00	18.00	23.25	13.50	2.375	.625 x.313	10.0 FLG	8.0 FLG	9.00	3.50	1100
721J	19.00	26.00	27.00	39.38	17.00	10.00	25.13	19.00	18.00	23.25	13.50	2.375	.625 x.313	12.0 FLG	10.0 FLG	9.00	3.50	1200
817J	13.75	22.00	24.25	38.63	21.00	13.00	30.00	25.75	25.50	25.00	17.00	2.750	.625 x.313	10.0 FLG	10.0 FLG	12.75	4.00	1620
821J	13.75	22.00	27.88	42.25	21.00	13.00	30.00	25.75	25.50	25.00	17.00	2.750	.625 x.313	12.0 FLG	10.0 FLG	12.75	4.00	1800
826J	13.75	22.00	33.13	47.50	21.00	13.00	30.00	25.75	25.50	25.00	17.00	2.750	.625 x.313	12.0 FLG	12.0 FLG	12.75	4.00	2075
832J	13.75	22.00	38.50	52.88	21.00	13.00	30.00	25.75	25.50	25.00	17.00	2.750	.625 x.313	14.0 FLG	12.0 FLG	12.75	4.00	2325

FOR MORE INFORMATION OR TO PLACE AN ORDER CONTACT IAC TODAY

Industrial Accessories Company

All information subject to change without notice

PB109008

4800 Lamar Avenue / Mission, KS 66202 / USA  
 913.384.5511 / toll free 800.334.7431 / fax 913.384.6577

www.iac-intl.com

# CAPABILITIES

## Equipment, Parts & Service

### One-Stop Source



### Capital Equipment

- Dust Collectors/Baghouses
- Dust Collection Systems
- M-Pulse Baghouse
- Blower Packages
- Pneumatic Conveying Systems
- Silos & Tanks
- Bulk Storage Systems
- Pneumatic Filter Receivers
- Railcar Unload Systems
- Mercury Control
- Air Pollution Control

### Industries Served

- Wood Products
- Grain Agriculture
- Food
- Cement
- Ethanol
- Steel
- Foundry
- Mining
- Bio Fuels
- Petro Chemical
- Plastics
- Coal
- Power Generation
- Pulp & Paper

### Capabilities

- Design Layout - Auto Cad 2007, 3-D Solid Works & Inventor
- Structural Steel Fabrication
- Design Build Projects
- Mechanical Contracting
- Mercury Control Testing
- Equipped Service Trucks



### Services, Construction & Maintenance

- Contract Fabrication
- Consulting Services
- Equipment
  - Installation
  - Relocation
  - Repair
- Baghouse Rebagging
- Baghouse Conversions
- Turn-Key Installation
- System Inspections

### After Market Parts & Equipment

- Blowers
- Airlocks
- Diverter Valves
- Hose
- Bags
- Cages
- Tubing
- Couplings
- Elbows
- Sonic Horns
- Knife Gates
- Butterfly Valves
- Baghouse Accessories
- Level Indicators
- Bin Activators
- Convey Line Accessories
- Intake Filters
- Fans
- Abrasion Resistant Products



COMPETITIVE PRICING  
RUSH DELIVERY:  
BLOWER PACKAGES &  
BIN VENTS

MANY ITEMS IN STOCK  
RUSH SHIPPING

**VISIT US ON THE WEB FOR  
COMPLETE DETAILS!**

INNOVATION. SERVICE. PRODUCT EXCELLENCE.

Industrial Accessories Company

PBMRKT

4800 Lamar Avenue / Mission, KS 66202 / USA  
913.384.5511 / toll free 800.334.7431 / fax 913.384.6577

[www.iac-intl.com](http://www.iac-intl.com)